



Creating Online Assessments in myCourses

This session is being recorded 

This work is licensed under a Creative Commons Attribution-Non-Commercial 4.0 International License.



McGill

Teaching and
Learning Services

Session Outcomes



Identify the capabilities of the Quizzes and Assignments tools in myCourses.

Distinguish which tool is most suitable for different types of assessments.

Describe how assessments can be set up in myCourses to support academic integrity.

Poll

- Which tools have you used for online assessments? (multiple response)
 - myCourses Quizzes
 - myCourses Assignments
 - myCourses Discussions
 - Eduflow/Peergrade
 - Crowdmark
 - Perusall
 - VoiceThread
 - Other
 - None of the above



Quizzes



1

2

What is the Quizzes tool best used for?




Practice activities

Asynchronous



Autograded knowledge checks

Asynchronous



Open-book quizzes & exams

Synchronous



Why use the Quizzes tool?



Create timed assessments



Multiple question types, different media



Set multiple attempts & restrictions



Randomize questions



Link scores to Grade book




View statistics

Question Types

Select a response

Question 4 (1 point)

Which fruit has the greatest representation?



Fruit	Percentage
Blueberry	15.2%
Raspberry	48.2%
Apple	36.7%

a) Blueberry

b) Raspberry

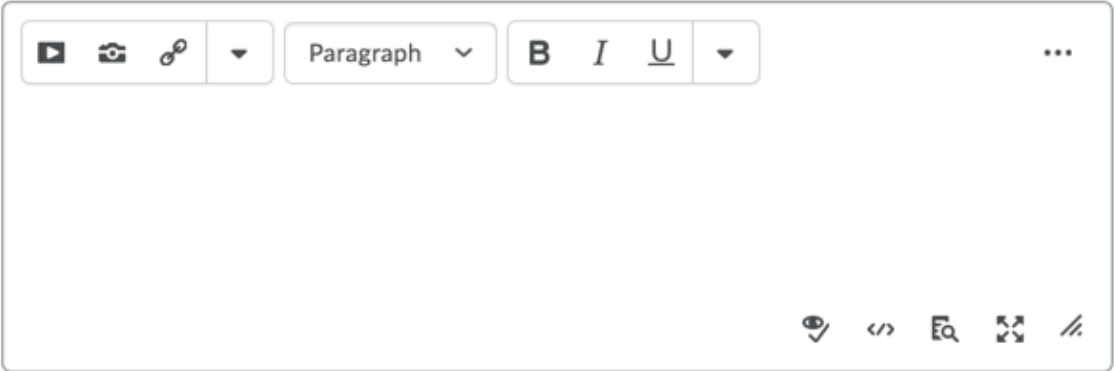
c) Apple

= Autograding available

Generate a response

Question 16 (1 point)

How do we form and shape a personal identity of ourselves?



Rich text editor toolbar: Paragraph, Bold (B), Italic (I), Underline (U), and other icons.

Buttons: Add a File, Record Audio, Record Video

Question Library



Store



Organize



Import

The screenshot displays the 'Question Library' interface. On the left is a sidebar with a tree view containing folders: 'Chapter 1', 'Chapter 2', 'Chapter 3', 'Mid-term Questions', and 'Final Exam Questions'. The main area has a title 'Question Library' and two buttons: 'New' (blue) and 'Import' (grey). Below these are four action icons: 'Move', 'Delete', 'Order', and 'Edit Values'. A table lists the folders with checkboxes and dropdown arrows.

<input type="checkbox"/>	Name
<input type="checkbox"/>	Chapter 1 ▾
<input type="checkbox"/>	Chapter 2 ▾
<input type="checkbox"/>	Chapter 3 ▾
<input type="checkbox"/>	Mid-term Questions ▾
<input type="checkbox"/>	Final Exam Questions ▾

Adding Restrictions



Availability



Enforced time limit



Release conditions



Special access

Availability

Has Start Date

9/22/2020

1:00 PM

Now

Canada - Montreal

Has End Date

9/24/2020

1:00 PM

Now

Canada - Montreal

Adding Restrictions



Availability



Enforced time limit



Release conditions



Special access

Timing

Recommended Time Limit Enforced Time Limit

Time Limit

90

minute(s)

Grace Period

15

minute(s) before flagged as exceeded time limit

Exceeded Time Limit Behaviour

After the grace period, flag the quiz attempt as exceeded time limit, and

- Allow the student to continue working
- Prevent the student from making further changes
- Allow the student to continue working, but automatically score the attempt as zero after an extended deadline.

Adding Restrictions



Availability



Enforced time limit



Release conditions



Special access

Release Conditions

Attach Existing

Create and Attach



Remove All Conditions

To access this item, users must satisfy

All conditions must be met ▾

Visits all content modules and topics: myCourses 101 ✕

Adding Restrictions



Availability



Enforced time limit



Release conditions



Special access

Special Access

Type of Access

- Allow selected users special access to this quiz
- Allow only users with special access to see this quiz

Add Users to Special Access

Barbara Stechysin 120 minute(s)

Begins Sep 22, 2020 1:00 PM, Ends Sep 24, 2020 1:00 PM



Global Quiz Accommodations



Grant access via the Classlist tool



Set more time to complete quizzes



Bypass right-click restrictions



Apply to all quiz activities in a course

Edit Accommodations

Bee Stech

Quizzes ▾

Timing

Modify Time Limit

Multiplier of original quiz time

1 times

Extra time

60 minute(s)

Controls

Always Allow Right Click

Save **Cancel**

Fostering academic integrity with randomization



Shuffle your questions

Same set of questions but in a different order.
Shuffle at the quiz or section level.



Shuffle your answers

Answer choices appear in a different order
e.g. Multiple Choice Exam



Create a Question Pool

Different set of questions for each student.
Create multiple versions of the same exam.

Previewing a Quiz



Verify student display





Test accuracy of content and grading

New Quiz - Preview

Time Limit: 1:30:00 Time Left:1:01:38 Barbara Stechysin: Attempt 1 [Exit Preview](#)

Question 8 (1 point)
How can one individual's experience reflect the struggles of an entire nation?





Question 9 (1 point)
The weatherman is forecasting rain for tomorrow.

True
 False

[Submit Quiz](#) *0 of 11 questions saved*

Sharing Results



Control access to feedback



Limit length of time for review



Only show questions answered incorrectly







Limited Duration

Limit the amount of time (in minutes) for which this view is available after the quiz is submitted

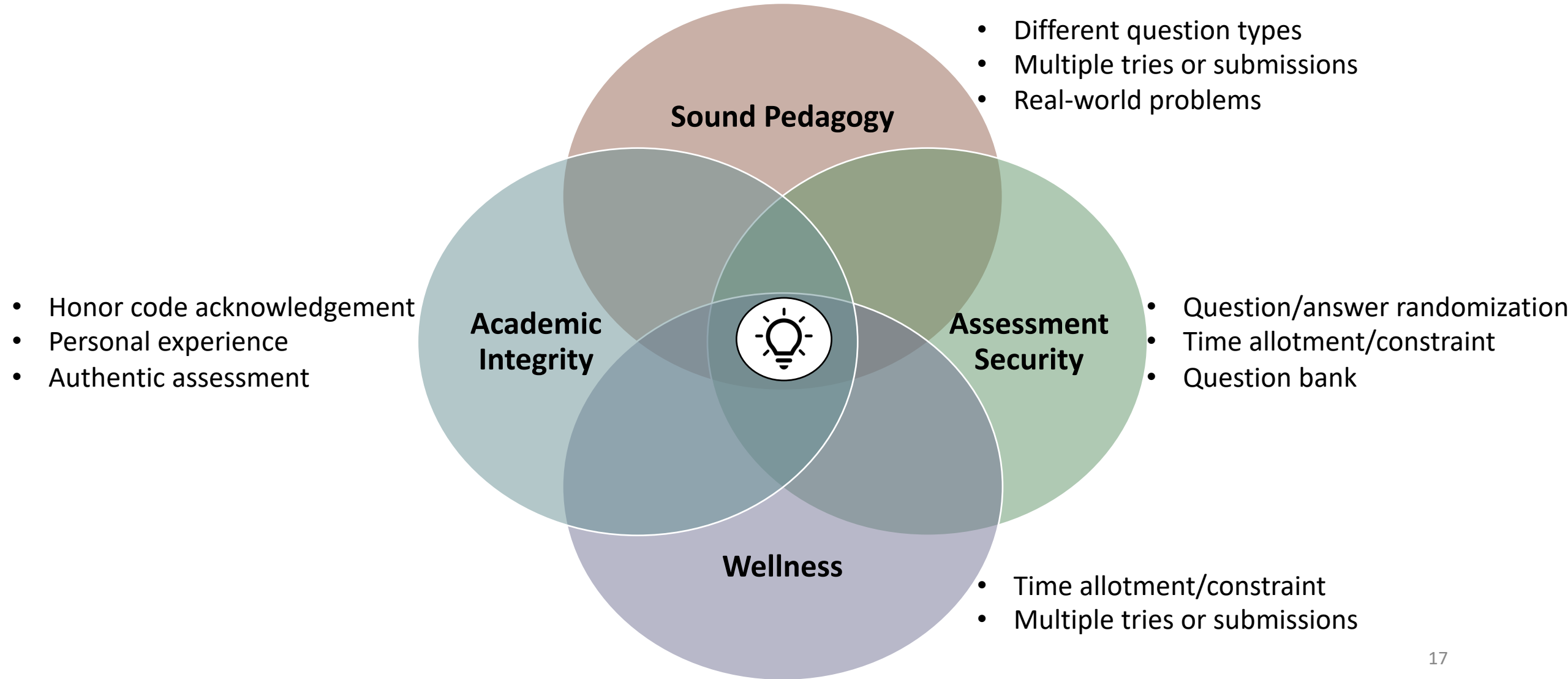
minutes

View Details

Show Questions?

- Yes
- Show questions answered incorrectly 
- Show questions answered correctly 
- Show all questions without user responses 
- Show all questions with user responses 
- Show question answers 
- Show question score and out of score
- No 

Designing assessments





Assignments



1


2







What is the Assignments tool?



Collect student artifacts and track submissions

Submission receipt

 Getting too much email? [Unsubscribe](#)

 mycourses@mcgill.ca
Wed 2020-06-10 10:27 AM     

Rick Deckard

This email is to confirm that your submission to assignment folder Annotation was successful.

Submission ID: 3037459
Received: Wednesday, June 10, 2020 10:27 AM EDT
Org Unit: myCourses 101
File(s): Checklist-MAC.docx (409 KB)

What is the Assignments tool?



Collect student artifacts and track submissions



Grade and provide feedback of student submissions

[Download](#) [Email](#) [Mark as Read](#) [More Actions](#) ▼

<input type="checkbox"/>	Last Name ▲ , First Name	Submission Date	Delete
<input type="checkbox"/>	Deckard, Rick	Published: May 28, 2020 5:19 PM Feedback Read: May 28, 2020 5:25 PM	
	View Submission	May 28, 2020 4:55 PM	
<input type="checkbox"/>	Student, Demo06		Evaluate
<input type="checkbox"/>	Student, Demo07		Evaluate
	View Submission	Jun 1, 2020 11:14 AM 2 hours late	

Assignment setup considerations



Assignment type

- Individual
- Group



Submission type

- File
- Text
- On-paper
- Observed in person



Timing

- Due
- Start
- End
- Special Access



Grade

- Grade Book
- Blind grading
- Annotations
- Rubric

Fostering academic integrity with assignments



Apply personal experience

Allow opportunities for students to connect to assessment



Show evidence of thought processes

Begin early in term

Break assignment into stages



Allow students to defend ideas

Create a “defence” component



Use text-matching software

Use Urkund (Ouriginal) with myCourses assignment

Text-matching in Assignments



Enable Urkund
(Ouriginal) for
existing myCourses
Assignment



Student submits
assignment to
myCourses



System scans
document against
multiple sources



Text-matching analysis
report created for
instructor (or student)

How does Urkund (Ouriginal) work?



Enable Urkund
(Ouriginal) for
existing myCourses
Assignment

McGill | myCourses | Winter 2020-LRNT-101-001

Content Zoom Lecture Recordings Discussions Assignments **Text-Matching (Urkund/Ouriginal)**

Plagiarism Detection Overview Plagiarism Submission Details

Assignment Overview

Submission Folder Name	Number of Documents Submitted	Number of Documents Analyzed	Last Updated	Due Date	Receiver Account	Turn On/Off Plagiarism Detection	Display Similarity Report to Students upon submission
Final paper	0	0	May 27, 2021 1:24 PM	-		<input checked="" type="checkbox"/>	<input type="checkbox"/>

How does Urkund (Ouriginal) work?



Student submits
assignment to
myCourses

[Assignments](#) > Assignment 4

Assignment 4

▼ [Hide Assignment Information](#)

Due Date

Jun 18, 2021 9:00 AM

Submit Assignment

Files to submit *

(0) file(s) to submit

After uploading, you must click **Submit** to complete the submission.

Add a File

Record Audio

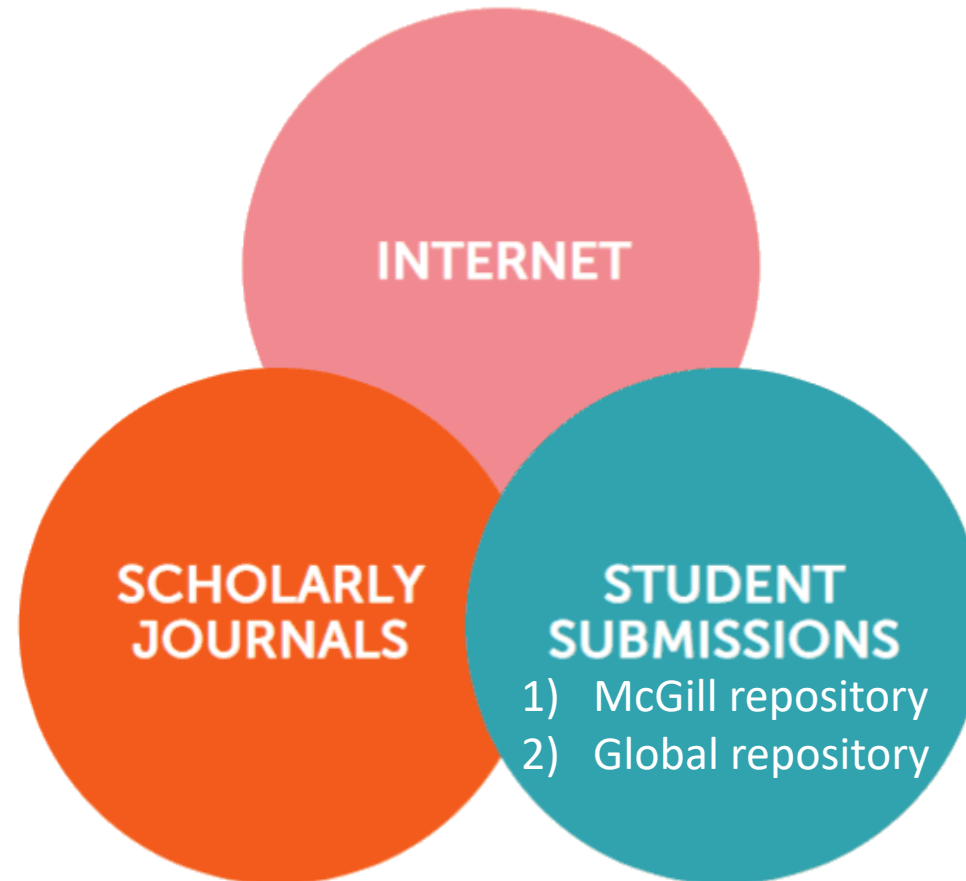
Record Video

“Work submitted for evaluation as part of this course may be checked with text-matching software within myCourses.”

How does Urkund (Ouriginal) work?



System scans document against multiple sources



How does Urkund (Ouriginal) work?



Text-matching analysis report created for instructor (or student)

Assignment 4
Démo01 Student
Apr 16, 2021 10:50 AM

1.99% similarity ✓

Hide Details [-]

Document Name	Status	Significance Score	Last Updated
View Report	Analyzed	1.99%	Apr 16, 2021 11:00 AM

Sub **SA** SCHOOL ASSIGNMENT **W** WEBSITE **J** JOURNAL

ACTIVE SOURCES

SIMILARITY	TYPE	SOURCE NAME	ALTERNATIVE SOURCES	MATCHING TEXT	LOCATION IN DOCUMENT
1.99 %	W	www.igi-global.com Fetched: 2019-10-08T10:32:23.28 Url: https://www.igi-global.com/dictionary/curriculum-development-through	∨	1	

Let's take a look at
an example...

Multi-stage term paper

Multi-stage term paper

1. Working thesis statement
2. Annotated bibliography
3. Draft
4. Final submission



Text





Gradebook grade

Thesis statement

[← Back to Submissions](#) Thesis statement myCourses 101 User 1 of 1

Thesis statement - Submissions for Rick Deckard

Select a document to view


By: Rick Deckard Submitted: Jun 3, 2020 1:44 PM  

Text Submission


The internet serves as a means of expediently connecting people across the globe, fostering new friendships and an exchange of ideas that wouldn't have occurred prior to its inception.

[Download All Files](#) [Submission History](#)






Score: / 2

Grade Item: Thesis statement 

Student View Preview

2 / 2 - 100% 

Feedback

[Publish](#) [Save Draft](#)

Multi-stage term paper

1. Working thesis statement
2. Annotated bibliography
3. Draft
4. Final submission



File



Gradebook grade
Annotation Tools

The screenshot displays a user submission interface. At the top, there is a link to '< Back to User Submissions' and a close button. Below this, the submission details are shown: 'AnnotatedBibliographySample.docx (14.25 KB)' by 'Rick Deckard', submitted on 'Jun 12, 2020 4:12 AM'. The main content area shows a document titled 'Annotated Bibliography' with three paragraphs of placeholder text. Each paragraph has a yellow comment icon next to it. The right sidebar contains a 'Score' section with a score of '9 / 10' and a 'Grade Item: Annotated bibliography' label. Below that is a 'Student View Preview' section showing '9 / 10 - 90 %'. The 'Feedback' section includes icons for video, audio, and other tools. At the bottom of the sidebar are buttons for 'Add a File', 'Record Audio', and 'Record Video'.

Multi-stage term paper

1. Working thesis statement
2. Annotated bibliography
3. Draft
4. Final submission



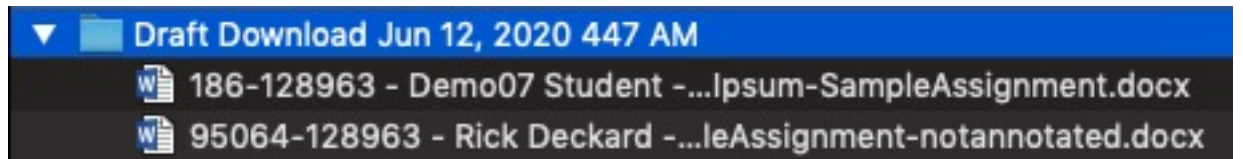
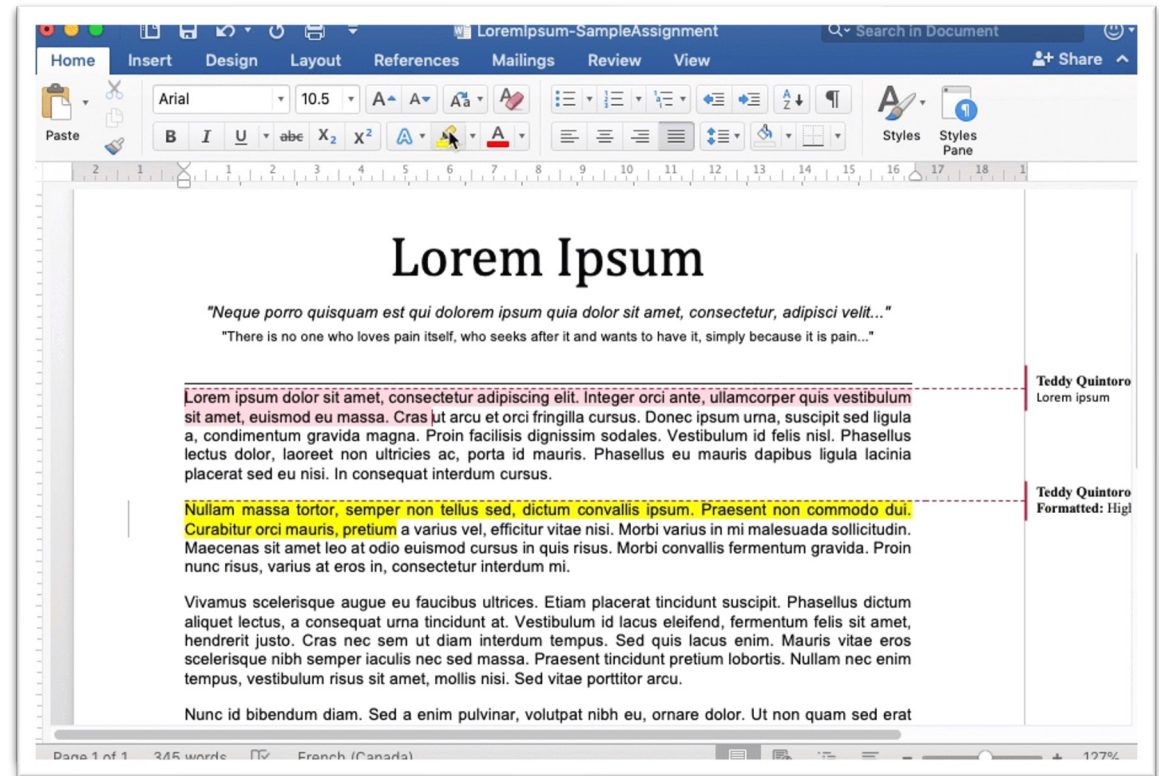
File



Word: Track changes
Add Feedback Files



Peer assessment for Draft



Multi-stage term paper

1. Working thesis statement
2. Annotated bibliography
3. Draft
4. Final submission



File



Rubric

Term paper rubric
(not graded yet)

Criteria	Level 4	Level 3			
Integration of Knowledge	10 points The paper demonstrates that the author fully understands and has applied concepts learned in the course. Concepts are integrated into the writer's own insights. The writer provides concluding remarks that show analysis and synthesis of ideas. ✓	7 points The paper demonstrates that the author, for the most part, understands and has applied concepts learned in the course. Some of the conclusions, however, are not supported in the body of the paper			
Topic focus	4 points The topic is focused narrowly enough for the scope of this assignment. A thesis statement provides direction for the paper, either by statement of a position or hypothesis.	3 points The topic is focused but lacks direction. The paper is about a specific topic but the writer has not established a position. ✓	2 points The topic is too broad for the scope of this assignment.	1 point The topic is not clearly defined.	3 / 4
Depth of discussion	10 points In-depth discussion & elaboration in all sections of the paper.	7 points In-depth discussion & elaboration in most sections of the paper.	5 points The writer has omitted pertinent content or content runs-on excessively. Quotations from others outweigh the writer's own ideas excessively.	1 point Cursory discussion in all the sections of the paper or brief discussion in only a few sections.	/ 10

Evaluation and Feedback

Rubrics

[Term paper rubric](#)

38 / 40

Level achieved: Level 4

More tools integrated with myCourses



Video submissions
(Video assignments, Q & A)



Handwritten work
Collaborative grading



Multi-stage peer assessment



Collaborative reading and annotation



VOICETHREAD

Video-based asynchronous discussions



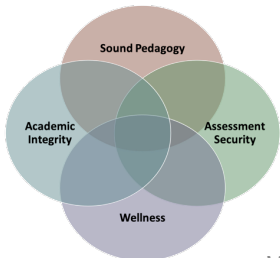
Synchronous presentations and discussions

Key takeaways



Select

assessments tools for pedagogy, academic integrity, security and wellness



Inform

students in the course outline



Practice

- in a low risk context
- Course outline quiz
 - Pre-tests
 - Reading quiz



Rehearse

the assessment yourself or with peers

Next Steps



Register for upcoming sessions

www.mcgill.ca/tls/events



Access resources

www.mcgill.ca/teachingkb

www.mcgill.ca/tls

teachingblog.mcgill.ca



Connect with a colleague



Book a consultation

www.mcgill.ca/tls/contact/consultations

Chat Question



Please answer in the chat

1. What's your most important take-away from today's session?
2. Do you have any additional questions on what we covered today?

Thank you!